

# 2022 Snap Lake Winter Road Orientation

March 2022



**METNUNA**  
dependable project development

DEPENDABLE PROJECT DEVELOPMENT

MET / Nuna Joint Venture

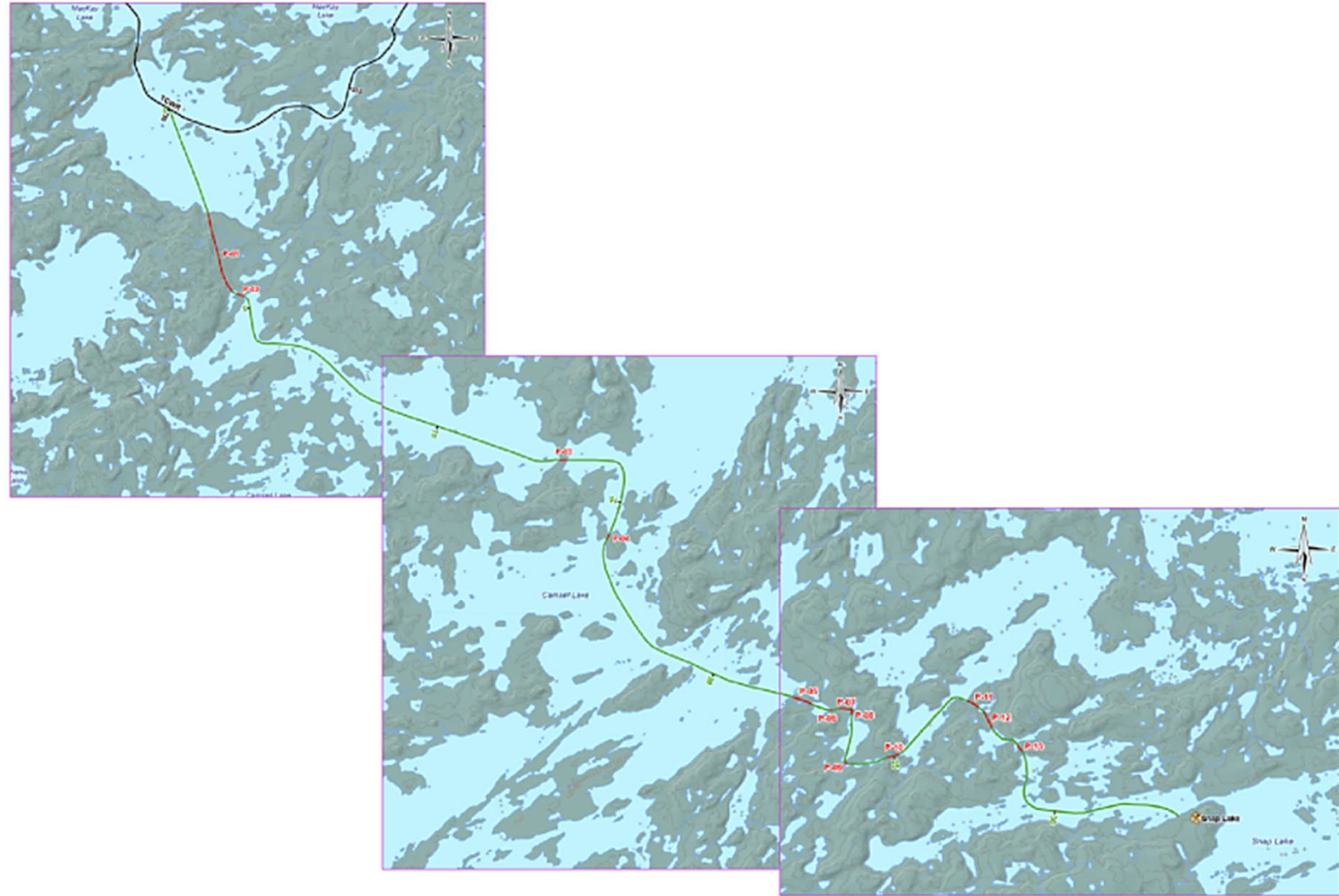
# ORIENTATION OVERVIEW

Nuna Group of Companies

- Snap Lake Winter Road overview
- Snap Lake Site Logistics
- Site Rules and Regulations
- Personnel Protective Equipment (PPE)
- Drug & Alcohol Policy
- COVID-19 Protocol
- Waste Management
- Wildlife Awareness
- Spill Prevention
- Spill Remediation
- Site Emergencies – “Code 1”

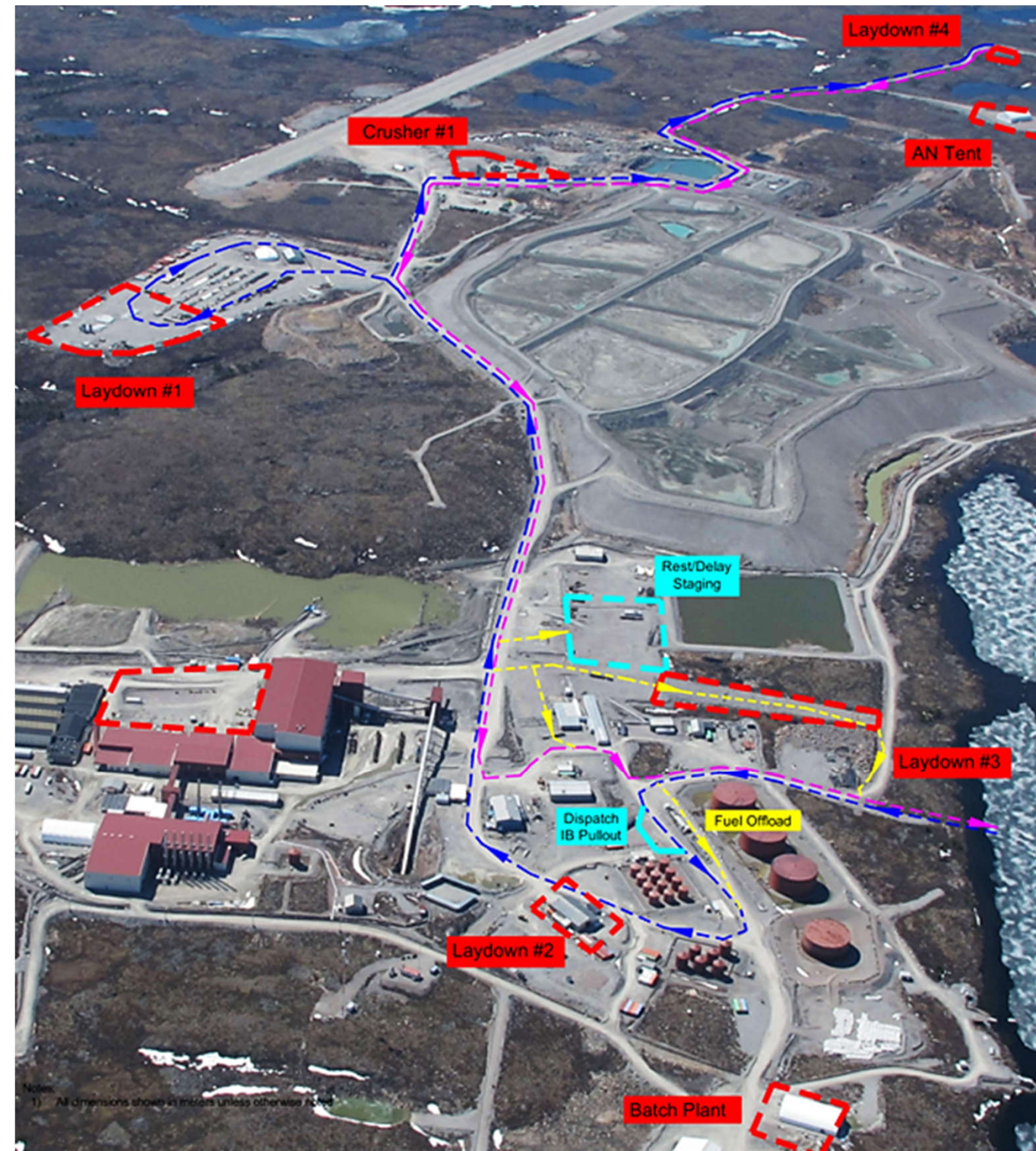
# SNAP LAKE WINTER ROAD

- Snap Lake Road is on LADD 2.
- 13 Portages – Call in and Out.
- Portages are One-way.
- Offload Daylight Hours only.
- Pass Slowly when meeting construction crews.





- Call out on LADD 2 for Dispatch prior to Landing at Snap Lake





# SITE RULES AND REGULATIONS

- When in park, your brakes **MUST** be applied and wheel chocks in place.
- All road traffic signs **MUST** be followed.
- All posted speed limits **MUST** be followed.
- All spills must be reported immediately to dispatch.
- A radio **must be set to LADD 2** in order to communicate with ground personnel.



# PERSONNEL PROTECTIVE EQUIPMENT (PPE)

Drivers MUST always wear PPE when outside their truck while on Site.

## Approved PPE includes:

- CSA approved Hard Hat.
- CSA approved Steel Toes Work Boots warm and insulated.
- CSA approved Safety Glasses.
- Hard Hat Liner.
- High Visibility apparel.
- Gloves, for - 30 °C or better.
- Anti-Slip Ice-Cleats for footing.



- Snap Lake Mine and METNUNA will be taking a no tolerance stance to DRUG AND ALCOHOL use on site.
- Drivers that display or are suspected of using, possessing or transporting any Drugs or alcohol will be investigated and banned from coming to snap lake and other sites.
- This may also result in being banned from driving on the Winter Road.
- We must ensure that all site personnel and all WR Truck Drivers have a safe, healthy and productive environment in which to work.


## DRUG & ALCOHOL



Measures are in place to minimize the risks posed by COVID-19 from Winter Road truck travel to site:

- Drivers Will observe all relevant site COVID-19 controls & protocols.
- Physical distancing.
- Mask must be worn.
- Good sanitization practices.
- Drivers Will sleep in their tractor if they stay overnight while at the mine.
- No drivers will be permitted to enter the Main camp facilities unless approved & escorted for medical or safety reasons.

## COVID-19 PROTOCOL





# WASTE MANAGEMENT

## DOMESTIC WASTE

- Do not litter.
- Do not pour your liquids on the ground.
- Food waste must remain inside vehicles.

## HAZARDOUS WASTE

- Oily rags, soiled drip trays, glycol or any other hydrocarbon waste must be segregated from other waste.
- Bring hydrocarbon waste to the 'Dispatch Office' and deposit in 'Hydrocarbon Waste Drum'.



## WILDLIFE ON THE SIDE OF THE ROAD

- Slow down & pass safely.

## WILDLIFE ON THE ROAD

- **STOP AND WAIT UNTIL THEY PASS.**
- Protection of wildlife and their habitats has a high priority on site.
- **Don't feed** wildlife.
- Avoid using your horn.
- **Wildlife have right of way.**
- Radio to report the presence & location of wildlife to other drivers and to dispatch office.
- Radio to report sighting of a dead animal on or near the road.



### Conduct Pre-Op Inspections of Your Vehicle:

- Regular vehicle inspections are the most effective means of preventing spills.
- Check under your vehicle for leaks, inspect hoses/connections and monitor fluid levels regularly.
- Vehicles that show signs of drips or leaks **MUST NOT BE OPERATED** until the source of the leak has been determined and repaired.

### Spill Kits/Pads:

- Vehicles must be equipped with spill pads to improve response time and minimize the impact of spills
- Spill trays are to be used while vehicles are parked.

## SPILL PREVENTION





Spills must be completely cleaned-up as soon as possible after they occur:

- If your vehicle or a vehicle you observe is involved in a spill, Report the spill.
- If you require assistance with the clean-up, please let 'Dispatch' know when you call to report the spill, and they will coordinate assistance.

## SPILL REMEDIATION



# SITE EMERGENCY – CODE 1

**24-Hour Emergency Response is in place for all emergencies including medical, injuries and fire.**

1. On LADD 2 - **State: CODE 1, CODE 1, CODE 1.**
2. This is ... (Your Name and Winter Road Driver number).
3. There is ... (State the nature of your emergency).
4. We are located ... (State the location of the emergency).
5. Follow directions given.

**MUSTER STATION FOR WINTER ROAD DRIVERS:  
REST STAGING AREA**



# THANK YOU

- If you have any questions, please speak to METNUNA Supervisor.